



**RESOLUTION № 2023- 75**

**ORDERING THE IMPOSITION OF THE 2023 PROPERTY TAX RATES AS REQUIRED BY  
LAW**

**WHEREAS**, the Valencia County Board of Commissioners met upon notice of a Business Meeting, duly published, at the Valencia County Administration Building, 444 Luna Avenue, Los Lunas, New Mexico 87031 on Wednesday, September 20, 2023, at 5:00 PM as required by law; and,

**WHEREAS**, NMSA 1978, Section 7-38-34 (1973) provides that upon "[ ] the receipt of the property tax rate-setting order from the department of finance and administration, each board of county commissioners shall issue its written order imposing the tax at the rates set on the net taxable value of property allocated to the appropriate governmental units. A copy of this order shall be delivered immediately to the county assessor;"; and

**WHEREAS**, week of September 1, 2023, the County of Valencia received the 2023 property tax rate-setting order from the department of finance and administration; and,


**WHEREAS**, the imposition of Property Tax Rates pursuant to Section 7-38-34 and by the 2023 Certificate of Tax Rates are hereby certified as the Tax Rates for the Government units sharing in the tax in accordance with the property tax code; and,


**NOW, THEREFORE, BE IT RESOLVED & ORDERED**, that the Board of County Commissioners of Valencia County hereby approve and implement the aforementioned 2023 Certificate of Tax Rates, attached hereto as required by law.


**APPROVED, ADOPTED, AND PASSED** on this 20<sup>th</sup> day of September 2023.

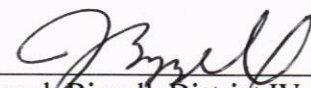
**BOARD OF COUNTY COMMISSIONERS**

  
Gerard Saiz, Chair, District I


  
Jhonathan Aragon, Vice-Chair, District V

  
Troy Richardson, District II


  
Morris R. Sparkman, District III


  
Joseph Bizzell, District IV

**COUNTY ASSESSOR**

  
Celia Dittmaier, Assessor

Attest:

  
Mike Milam, County Clerk



Certificate of Property Tax Rates in Mills  
Valencia County  
Tax Year 2023

OVERALL COUNTY NET TAXABLE VALUE: \$1,896,391,516

Property Classification	Residential	Non-Residential	Residential	Non-Residential	Residential	Non-Residential
Tax District	1 IN R	1 IN NR	1 OUT R	1 OUT NR	1-BF IN R	1-BF IN NR
Municipality	Los Lunas (Village)	Los Lunas (Village)			Bosque Farms (Village)	Bosque Farms (Village)
Public School District	Los Lunas	Los Lunas	Los Lunas	Los Lunas	Los Lunas	Los Lunas
College District	UNM Valencia	UNM Valencia	UNM Valencia	UNM Valencia	UNM Valencia	UNM Valencia
Taxable Value	408,714,668	145,730,530	316,643,811	110,878,395	99,690,509	16,368,906
<b>Mill Levies for State, County, Municipality, and School District</b>						
State Debt Service	1.360	1.360	1.360	1.360	1.360	1.360
<b>Total State</b>	<b>1.360</b>	<b>1.360</b>	<b>1.360</b>	<b>1.360</b>	<b>1.360</b>	<b>1.360</b>
County Debt Service	0.707	0.707	0.707	0.707	0.707	0.707
County Operational	6.996	11.850	6.996	11.850	6.996	11.850
<b>Total County</b>	<b>7.703</b>	<b>12.557</b>	<b>7.703</b>	<b>12.557</b>	<b>7.703</b>	<b>12.557</b>
Municipal Debt Service	0.307	0.307	-	-	-	-
Municipal Operational	7.311	7.650	-	-	2.722	3.179
<b>Total Municipal</b>	<b>7.618</b>	<b>7.957</b>	<b>0.000</b>	<b>0.000</b>	<b>2.722</b>	<b>3.179</b>
School Building (House Bill 33 Levy)	2.986	2.345	2.986	2.345	2.986	2.345
School Capital Improvement (Senate Bill 9 Levy)	1.991	1.568	1.991	1.568	1.991	1.568
School District Debt Service	8.151	8.151	8.151	8.151	8.151	8.151
School District Ed. Tech. Debt Service	-	-	-	-	-	-
School District Operational	0.191	0.392	0.191	0.392	0.191	0.392
<b>Total School District</b>	<b>13.319</b>	<b>12.456</b>	<b>13.319</b>	<b>12.456</b>	<b>13.319</b>	<b>12.456</b>
<b>Total State, County, Municipal and School District</b>	<b>30.000</b>	<b>34.330</b>	<b>22.382</b>	<b>26.373</b>	<b>25.104</b>	<b>29.552</b>



Tax District	1 IN R	1 IN NR	1 OUT R	1 OUT NR	1-BF IN R	1-BF IN NR
<b>Mill Levies for College and Hospital</b>						
College District Debt Service	0.700	0.700	0.700	0.700	0.700	0.700
College District Operational	1.946	2.000	1.946	2.000	1.946	2.000
<b>Total Higher Education</b>	<b>2.646</b>	<b>2.700</b>	<b>2.646</b>	<b>2.700</b>	<b>2.646</b>	<b>2.700</b>
<b>Total Hospital</b>	<b>0.000</b>	<b>0.000</b>	<b>0.000</b>	<b>0.000</b>	<b>0.000</b>	<b>0.000</b>
<b>Total College and Hospital</b>	<b>2.646</b>	<b>2.700</b>	<b>2.646</b>	<b>2.700</b>	<b>2.646</b>	<b>2.700</b>
<b>Grand Total State, County, Municipal, Public School, College, Hospital</b>	<b>32.646</b>	<b>37.030</b>	<b>25.028</b>	<b>29.073</b>	<b>27.750</b>	<b>32.252</b>
<b>Mill Levies for Other Taxing Entities</b>						
<b>Middle Rio Grande Conservancy District</b>						
Special District Debt Service	-	-	-	-	-	-
Special District Operational (Not Yield Controlled)	6.069	7.333	6.069	7.333	6.069	7.333
<b>Valencia SWCD</b>						
Special District Operational (Not Yield Controlled)	0.250	0.250	0.250	0.250	0.250	0.250
<b>Total Other</b>	<b>6.319</b>	<b>7.583</b>	<b>6.319</b>	<b>7.583</b>	<b>6.319</b>	<b>7.583</b>
<b>Grand Total</b>	<b>38.965</b>	<b>44.613</b>	<b>31.347</b>	<b>36.656</b>	<b>34.069</b>	<b>39.835</b>

Property Classification	Residential	Non-Residential	Residential	Non-Residential	Residential	Non-Residential
Tax District	1RC IN R	1RC IN NR	2 IN R	2 IN NR	2 OUT R	2 OUT NR
Municipality	Rio Communities (City)	Rio Communities (City)	Belén (City)	Belén (City)	Belén	Belén
Public School District	Belén	Belén	Belén	Belén	Belén	Belén
College District	UNM Valencia	UNM Valencia	UNM Valencia	UNM Valencia	UNM Valencia	UNM Valencia
Taxable Value	89,211,266	10,684,860	98,807,183	85,964,441	228,560,086	186,749,568
<b>Mill Levies for State, County, Municipality, and School District</b>						
State Debt Service	1.360	1.360	1.360	1.360	1.360	1.360
<b>Total State</b>	<b>1.360</b>	<b>1.360</b>	<b>1.360</b>	<b>1.360</b>	<b>1.360</b>	<b>1.360</b>
County Debt Service	0.707	0.707	0.707	0.707	0.707	0.707
County Operational	6.996	11.850	6.996	11.850	6.996	11.850
<b>Total County</b>	<b>7.703</b>	<b>12.557</b>	<b>7.703</b>	<b>12.557</b>	<b>7.703</b>	<b>12.557</b>
Municipal Debt Service	-	-	3.192	3.192	-	-
Municipal Operational	2.734	2.750	5.418	6.962	-	-
<b>Total Municipal</b>	<b>2.734</b>	<b>2.750</b>	<b>8.610</b>	<b>10.154</b>	<b>0.000</b>	<b>0.000</b>
School Building (House Bill 33 Levy)	-	-	-	-	-	-
School Capital Improvement (Senate Bill 9 Levy)	1.995	1.386	1.995	1.386	1.995	1.386
School District Debt Service	7.603	7.603	7.603	7.603	7.603	7.603
School District Ed. Tech. Debt Service	2.000	2.000	2.000	2.000	2.000	2.000
School District Operational	0.267	0.347	0.267	0.347	0.267	0.347
<b>Total School District</b>	<b>11.865</b>	<b>11.336</b>	<b>11.865</b>	<b>11.336</b>	<b>11.865</b>	<b>11.336</b>
<b>Total State, County, Municipal and School District</b>	<b>23.662</b>	<b>28.003</b>	<b>29.538</b>	<b>35.407</b>	<b>20.928</b>	<b>25.253</b>

Tax District	1RC IN R	1RC IN NR	2 IN R	2 IN NR	2 OUT R	2 OUT NR
<b>Mill Levies for College and Hospital</b>						
College District Debt Service	0.700	0.700	0.700	0.700	0.700	0.700
College District Operational	1.946	2.000	1.946	2.000	1.946	2.000
<b>Total Higher Education</b>	<b>2.646</b>	<b>2.700</b>	<b>2.646</b>	<b>2.700</b>	<b>2.646</b>	<b>2.700</b>
<b>Total Hospital</b>	<b>0.000</b>	<b>0.000</b>	<b>0.000</b>	<b>0.000</b>	<b>0.000</b>	<b>0.000</b>
<b>Total College and Hospital</b>	<b>2.646</b>	<b>2.700</b>	<b>2.646</b>	<b>2.700</b>	<b>2.646</b>	<b>2.700</b>
<b>Grand Total State, County, Municipal, Public School, College, Hospital</b>	<b>26.308</b>	<b>30.703</b>	<b>32.184</b>	<b>38.107</b>	<b>23.574</b>	<b>27.953</b>
<b>Mill Levies for Other Taxing Entities</b>						
Middle Rio Grande Conservancy District	-	-	-	-	-	-
Special District Debt Service	-	-	-	-	-	-
Special District Operational (Not Yield Controlled)	-	-	6.069	7.333	6.069	7.333
Valencia SWCD						
Special District Operational (Not Yield Controlled)	0.250	0.250	0.250	0.250	0.250	0.250
<b>Total Other</b>	<b>0.250</b>	<b>0.250</b>	<b>6.319</b>	<b>7.583</b>	<b>6.319</b>	<b>7.583</b>
<b>Grand Total</b>	<b>26.558</b>	<b>30.953</b>	<b>38.503</b>	<b>45.690</b>	<b>29.893</b>	<b>35.536</b>



Property Classification	Residential	Non-Residential	Residential	Non-Residential	Residential	Non-Residential
Tax District	3BN OUT R	3BN OUT NR	3LL OUT R	3LL OUT NR	PR IN R	PR IN NR
Municipality					Peralta (Town)	Peralta (Town)
Public School District	Belen	Belen	Los Lunas	Los Lunas	Los Lunas	Los Lunas
College District	UNM Valencia	UNM Valencia	UNM Valencia	UNM Valencia	UNM Valencia	UNM Valencia
Taxable Value	2,162,186	341,791	17,710,899	626,050	69,340,534	8,205,833
<b>Mill Levies for State, County, Municipality, and School District</b>						
State Debt Service	1,360	1,360	1,360	1,360	1,360	1,360
<b>Total State</b>	<b>1,360</b>	<b>1,360</b>	<b>1,360</b>	<b>1,360</b>	<b>1,360</b>	<b>1,360</b>
County Debt Service	0.707	0.707	0.707	0.707	0.707	0.707
County Operational	6.996	11.850	6.996	11.850	6.996	11.850
<b>Total County</b>	<b>7.703</b>	<b>12.557</b>	<b>7.703</b>	<b>12.557</b>	<b>7.703</b>	<b>12.557</b>
Municipal Debt Service	-	-	-	-	-	-
Municipal Operational	-	-	-	-	2.922	2.635
<b>Total Municipal</b>	<b>0.000</b>	<b>0.000</b>	<b>0.000</b>	<b>0.000</b>	<b>2.922</b>	<b>2.635</b>
School Building (House Bill 33 Levy)	-	-	2.986	2.345	2.986	2.345
School Capital Improvement (Senate Bill 9 Levy)	1.995	1.386	1.991	1.568	1.991	1.568
School District Debt Service	7.603	7.603	8.151	8.151	8.151	8.151
School District Ed. Tech. Debt Service	2.000	2.000	-	-	-	-
School District Operational	0.267	0.347	0.191	0.392	0.191	0.392
<b>Total School District</b>	<b>11.865</b>	<b>11.336</b>	<b>13.319</b>	<b>12.456</b>	<b>13.319</b>	<b>12.456</b>
<b>Total State, County, Municipal and School District</b>	<b>20.928</b>	<b>25.253</b>	<b>22.382</b>	<b>26.373</b>	<b>25.304</b>	<b>29.008</b>

	Tax District	3BN OUT R	3BN OUT NR	3LL OUT R	3LL OUT NR	PR IN R	PR IN NR
<b>Mill Levies for College and Hospital</b>							
College District Debt Service		0.700	0.700	0.700	0.700	0.700	0.700
College District Operational		1.946	2.000	1.946	2.000	1.946	2.000
<b>Total Higher Education</b>		<b>2.646</b>	<b>2.700</b>	<b>2.646</b>	<b>2.700</b>	<b>2.646</b>	<b>2.700</b>
<b>Total Hospital</b>		<b>0.000</b>	<b>0.000</b>	<b>0.000</b>	<b>0.000</b>	<b>0.000</b>	<b>0.000</b>
<b>Total College and Hospital</b>		<b>2.646</b>	<b>2.700</b>	<b>2.646</b>	<b>2.700</b>	<b>2.646</b>	<b>2.700</b>
<b>Grand Total State, County, Municipal, Public School, College, Hospital</b>		<b>23.574</b>	<b>27.953</b>	<b>25.028</b>	<b>29.073</b>	<b>27.950</b>	<b>31.708</b>
<b>Mill Levies for Other Taxing Entities</b>							
<b>Middle Rio Grande Conservancy District</b>							
Special District Debt Service		-	-	-	-	-	-
Special District Operational (Not Yield Controlled)		6.069	7.333	-	-	6.069	7.333
<b>Valencia SWCD</b>							
Special District Operational (Not Yield Controlled)		0.250	0.250	0.250	0.250	0.250	0.250
<b>Total Other</b>		<b>6.319</b>	<b>7.583</b>	<b>0.250</b>	<b>0.250</b>	<b>6.319</b>	<b>7.583</b>
<b>Grand Total</b>		<b>29.893</b>	<b>35.536</b>	<b>25.278</b>	<b>29.323</b>	<b>34.269</b>	<b>39.291</b>



717